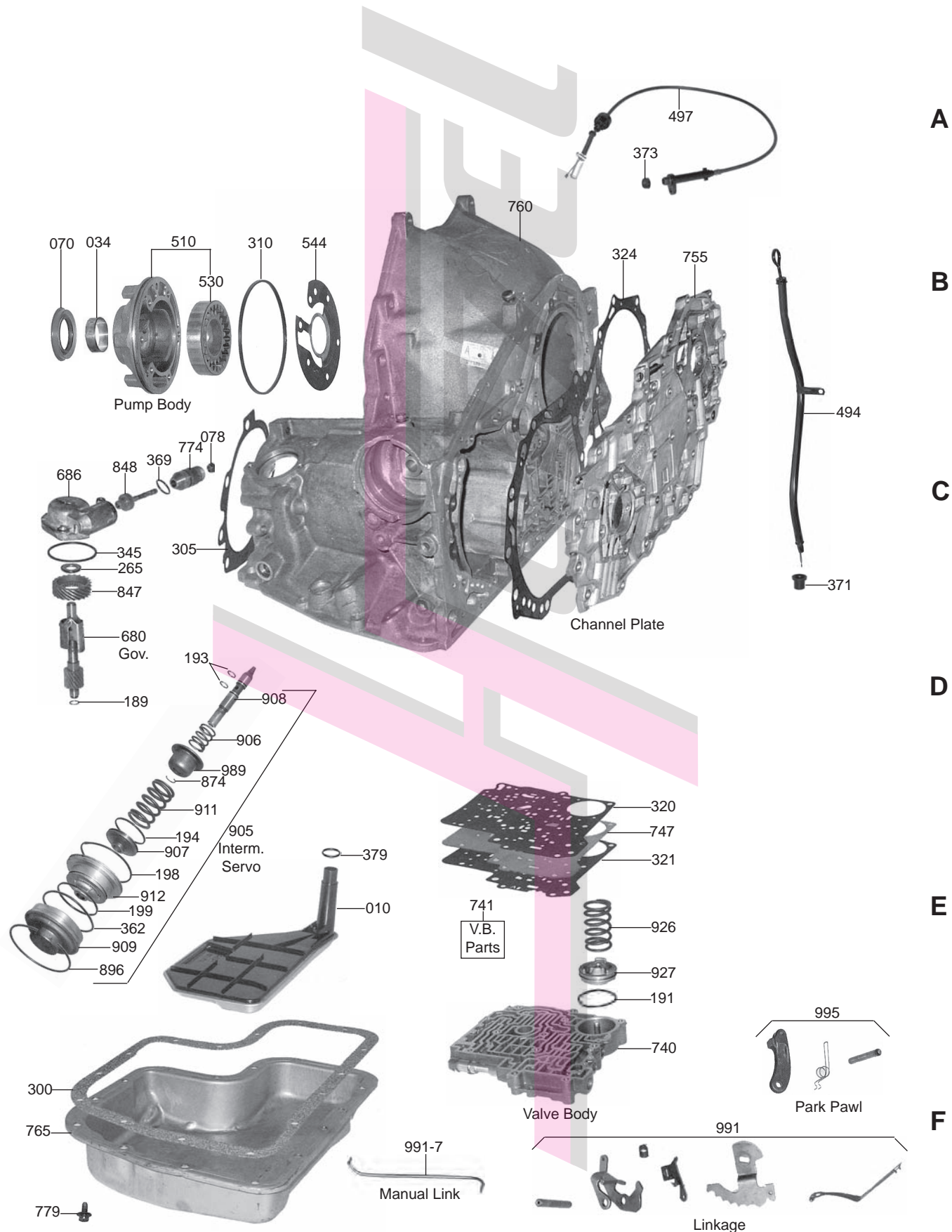
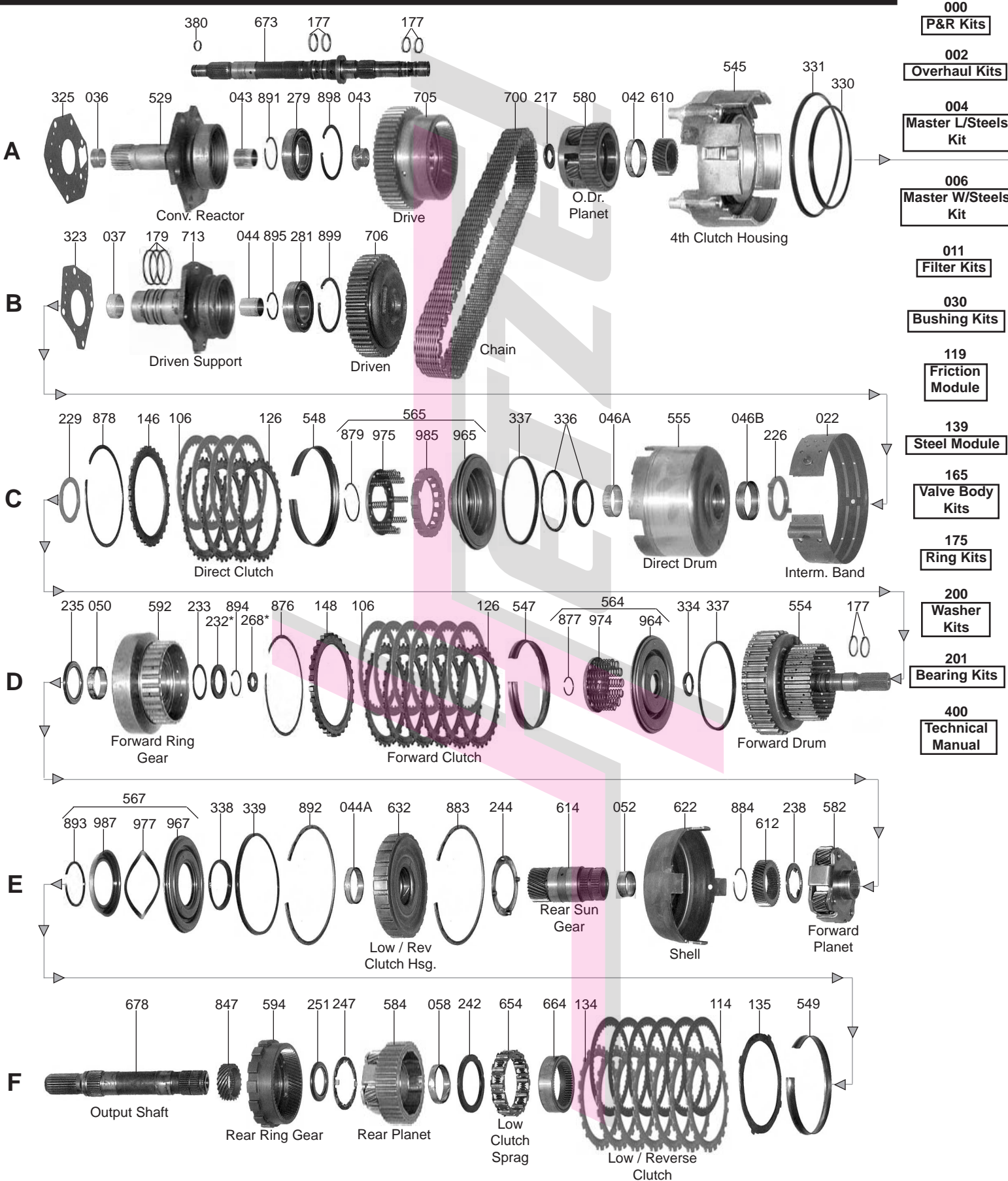


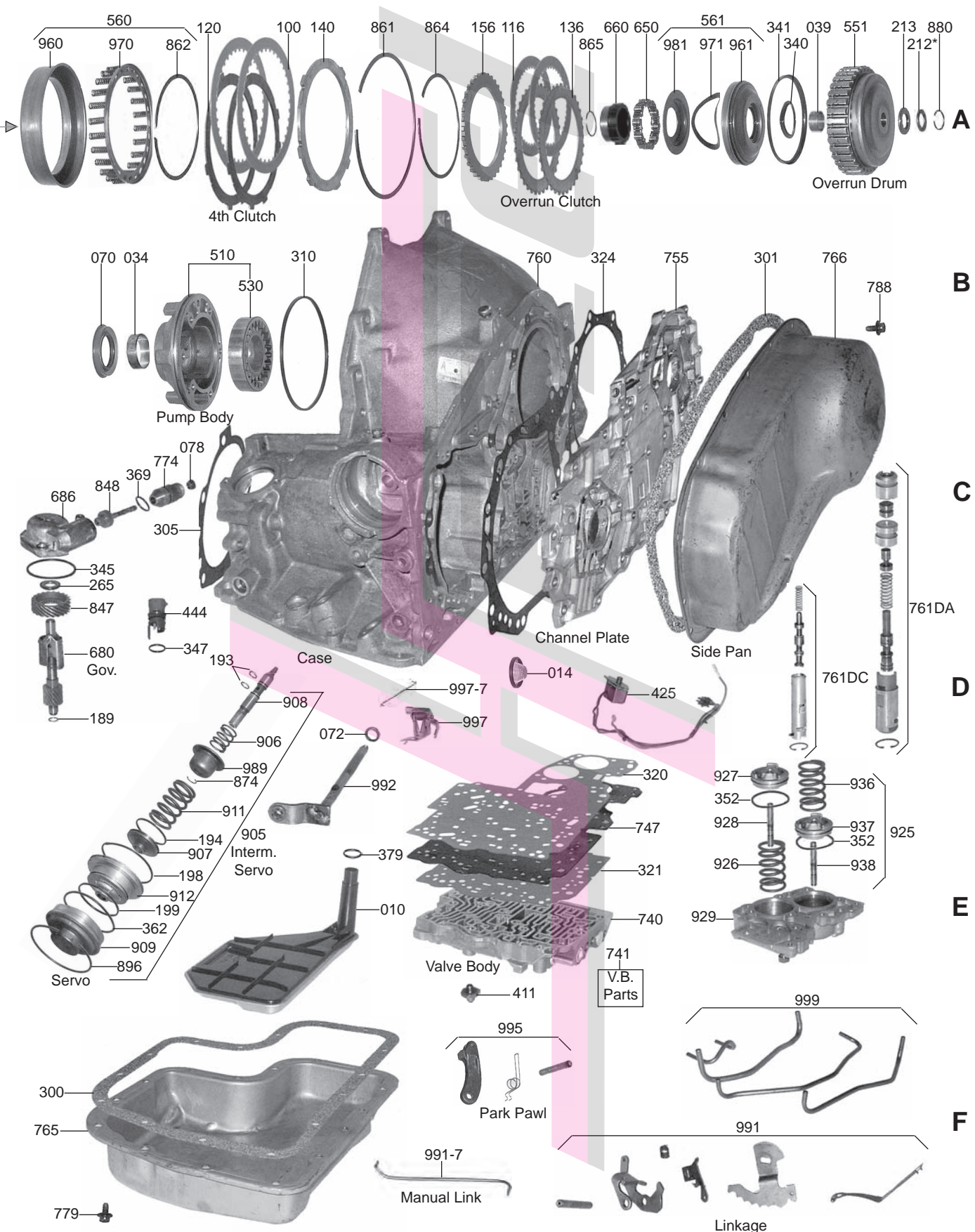
- 000 **P&R Kit**
- 002 **OHK Kit**
- 004 **Master L/Steels Kit**
- 006 **Master W/Steels Kit**
- 011 **Filter Kit**
- 030 **Bushing Kit**
- 119 **Friction Module**
- 139 **Steel Module**
- 165 **V.B. Kit**
- 175 **Ring Kit**
- 200 **Washer Kit**
- 201 **Bearing Kit**
- 400 **Tech Manuals**





- 000 P&R Kits
- 002 Overhaul Kits
- 004 Master L/Steels Kit
- 006 Master W/Steels Kit
- 011 Filter Kits
- 030 Bushing Kits
- 119 Friction Module
- 139 Steel Module
- 165 Valve Body Kits
- 175 Ring Kits
- 200 Washer Kits
- 201 Bearing Kits
- 400 Technical Manual





PART #	PAPER & RUBBER KIT	QTY.	REFERENCE #
54000C	Paper & Rubber Kit, 325 1979-81	1	
54000D	Paper & Rubber Kit, 325-4L 1982-85	1	
PART #	OVERHAUL KIT	QTY.	REFERENCE #
54002C	Overhaul Kit, 325 1979-81	1	
54002D	Overhaul Kit, 325-4L 1982-85	1	
PART #	MASTER L/STEEL KIT	QTY.	REFERENCE #
54004C	Master L/Steels, 325 1979-81	1	
54004D	Master L/Steels, 325-4L 1982-85	1	
PART #	MASTER W/STEEL KIT	QTY.	REFERENCE #
54006C	Master W/Steels, 325 1977-81	1	
54006D	Master W/Steels, 325-4L 1982-85	1	
PART #	FILTER	QTY.	REFERENCE #
54010C	Filter, 325 1979-81	1	8632997
54010D	Filter, 325-4L 1982-85	1	8635166
PART #	FILTER KIT	QTY.	REFERENCE #
54011C	Filter Kit, 325 1979-81	1	
54011D	Filter Kit, 325-4L 1982-85	1	
PART #	MISC. FILTERS	QTY.	REFERENCE #
54014D	Filter, 325-4L Governor Screen 1982-85	1	8635111
PART #	BANDS	QTY.	REFERENCE #
54022A	Band, 325/325-4L Flex 1979-85	1	8657210
54022AK	Band, 325/325-4L Flex (Kevlar Lining) 1979-85	1	
PART #	BUSHINGS	QTY.	REFERENCE #
54030C	Bushing Kit, 325 1979-81	1	
54030D	Bushing Kit, 325-4L 1982-85	1	
44034	Bushing, 325 Pump Body 1979-81	1	8629961
54034A	Bushing, 325-4L Pump Body 1982-85	1	8649963
54036A	Bushing, 325-4L Converter Reactor (Stator) 1982-85	1	8628915
34037	Bushing, 325 Converter Reactor (Stator) 1979-81	1	8623944
54037A	Bushing, 325-4L Driven Sprocket Support 1982-85	1	8628916
54039B	Bushing, 325-4L Overrun Drum 1982-85	1	8634908
54042B	Bushing, 325-4L Overdrive Planet 1982-85 (Use 64044)	1	
64044	Bushing, 325-4L Overdrive Planet 1982-85	1	
54043D	Bushing, 325-4L Drive Sprocket 1982-85	1	
54044A	Bushing, 325/325-4L Low/Reverse Clutch Housing (Center Support) 1976-90	1	8628929
54044B	Bushing, 325/325-4L Direct Drum Support (Rear)	1	
54044C	Bushing, 325/325-4L Direct Drum Support (Front) 1979-85	1	
54046AA	Bushing, 325/325-4L Direct Drum (Large) (2.110"OD) 1979-85	1	8628918
54046BA	Bushing, 325/325-4L Direct Drum (Small) (Babbitt) 1979-85	1	8634917
54050A	Bushing, 325/325-4L Forward Ring Gear 1979-85	1	8630990
54052A	Bushing, 325/325-4L Rear Sun Gear 1979-85	1	8628928
54058A	Bushing, 325/325-4L Rear Planet 1979-85	1	8628947
PART #	METAL CLAD SEALS	QTY.	REFERENCE #
44070	Seal, 325 Front (Converter) 1979-81	1	8641826
74070	Seal, 325-4L Front (Converter) 1982-85	1	8648394
44072	Seal, 325/325-4L Linkage Shaft 1979-85	1	8623056
44078A	Seal, 325/325-4L Speed-O Shaft W/Spring 1979-85	1	25519078
44078X	Seal, 325/325-4L Speed-O Shaft W/Out Spring 1979-85	1	1240382

PART #	FRICITION CLUTCH	QTY.	REFERENCE #
54100B	Friction, 325-4L 4th Clutch .080" 1982-85	2	8657170
54100BHP	Friction, 325-4L 4th Clutch .080" (Hi-Perf.) 1982-85	2	
54106A	Friction, 325/325-4L Forward & Direct Clutch .078" 1979-85	6-11	8657168
54106AHD	Friction, 325/325-4L Forward & Direct Clutch .078" (Heavy Duty) 1979-85	6-11	
54106AHP	Friction, 325/325-4L Forward & Direct Clutch .078" (Hi-Perf.) 1979-85	6-11	
54106AHPK	Friction Kit, 325/325-4L Forward & Direct Clutch .078" (Hi-Perf.)(5 Per Kit) 1979-85	1-2	
54114A	Friction, 325/325-4L Low/Reverse Clutch .078" 1979-85	4-6	8669069
54114AHD	Friction, 325/325-4L Low/Reverse Clutch .078" (Heavy Duty) 1979-85	4-6	
54114AHP	Friction, 325/325-4L Low/Reverse Clutch .078" (Hi-Perf.) 1979-85	4-6	
54114AHPK	Friction Kit, 325/325-4L Low/Reverse Clutch .078" (Hi-Perf.)(6 Per Kit) 1979-85	1	
54116B	Friction, 325-4L Overrun Clutch .080" 1982-85	2	8657031
54116BHPK	Friction Kit, 325-4L Overrun Clutch .080" (Hi-Perf.)(2 Per Kit) 1982-85	1	
54119A	Friction Module, 325 1979-81	1	
54119B	Friction Module, 325-4L 1982-85	1	
54119BAHP	Friction Module, 325-4L (Hi-Performance) (Red Eagle) (Alto)	1	
54119BS1	Friction Module, 325-4L (Stage 1) 1981-90	1	

PART #	STEEL CLUTCH	QTY.	REFERENCE #
54120B	Steel, 325-4L 4th Clutch .080" 1982-85	3	8634026
54126A	Steel, 325/325-4L Direct Clutch .090" 1979-85	5-6	8628484
54126AA	Steel, 325/325-4L Forward Clutch .077" (Flat) 1979-85	3-5	8678902
54126AB	Steel, 325/325-4L Forward Clutch .060" (Waved) 1979-85	1	8678901
54126AC	Steel, 325/325-4L Forward Clutch .060" (Flat)(Commercial) 1979-85	AR	
54126AX	Steel, 325/325-4L Direct Clutch .100" (Oversize) 1979-85	AR	
54134A	Steel, 325/325-4L Low/Reverse Clutch .076" 1979-85	5-7	8628224
54134AX	Steel, 325/325-4L Low/Reverse Clutch .092" (Oversize) 1979-85	AR	
54135A	Steel, 325/325-4L Low/Reverse Clutch .078" (Waved) 1979-85	1	8633371
54136B	Steel, 325-4L Overrun Clutch .080" 1982-85	2	8634050
54139C	Steel Module, 325 1979-81	1	
54139D	Steel Module, 325-4L 1982-85	1	

PART #	CLUTCH PRESSURE PLATES	QTY.	REFERENCE #
54140B	Pressure Plate, 325-4L 4th Clutch (Top) 1982-85	1	8634866
54146A	Pressure Plate, 325/325-4L Direct Clutch (.245")(Also Fits 325/325-4L Forward Clutch)	1-2	8628088
54146AC	Pressure Plate, 325/325-4L Direct Clutch (.180")(Also Fits 325/325-4L Forward Clutch)	1-2	
54146B	Pressure Plate, 325/325-4L Direct Clutch 1979-85	1	8678925
54148B	Pressure Plate, 325/325-4L Forward Clutch (Use 54146A) 1979-85	1	
54156B	Pressure Plate, 325-4L Overrun Clutch 1982-85	1	8634052

PART #	VALVE BODY KITS	QTY.	REFERENCE #
T54165C	Valve Body Kit, 325 (Transgo) 1979-81	1	SK@ 325
T54165D	Valve Body Kit, 325-4L (Transgo) 1982-85	1	SK@ 325-4L

PART #	OIL SEALING RINGS	QTY.	REFERENCE #
54175C	Ring Kit, 325-4L (Metal) 1979-81	1	
54175CT	Ring Kit, 325-4L (Teflon) 1979-81	1	
54175D	Ring Kit, 325-4L (Metal) 1982-85	1	
54175DT	Ring Kit, 325-4L (Teflon) 1982-85	1	
54177A	Ring, 325/325-4L Forward Drum Shaft (Metal) 1979-85	2	8628090
54177AT	Ring, 325/325-4L Forward Drum Shaft (Teflon, Scarf Cut) 1979-85	2	
54177BT	Ring, 325/325-4L Forward Drum Shaft (Teflon, Solid) 1979-85	2	8634598
54177DT	Ring, 325 Drive Sprocket (Teflon) 1979-81	1	
54177DAT	Ring, 325-4L Turbine Shaft (Front)(Teflon, Scarf Cut) 1982-85	1	8635043
54177DBT	Ring, 325-4L Turbine Shaft (Front)(Teflon, Solid) 1982-85	1	8635497
54177DCT	Ring, 325-4L Turbine Shaft (Rear)(Teflon) 1982-85	2	8635042
34178	Ring, 325 Turbine Shaft (Metal) 1979-81	1	8623296
54179AT	Ring, 325/325-4L Driven Sprocket Support (Teflon) 1979-85	3	8628055
54179C	Ring, 325/325-4L Driven Sprocket Support (Metal) 1979-85	3	
54189AT	Ring, 325/325-4L Governor Stem (Teflon) 1979-85	1	8632588
54191A	Ring, 325 Accumulator (Metal) 1979-81	1	8634161
54191AT	Ring, 325-4L Accumulator (Metal) 1982-85	1	
54193BT	Ring, 325/325-4L Band Apply Pin (Teflon) 1979-85	2	8630120



PART #	OIL SEALING RINGS (Continued)	QTY.	REFERENCE #
54194AE.....	Ring, 325/325-4L Intermediate Servo Piston (Inner) 2.28" (Metal) 1979-85.....	1	8632150
54194AET.....	Ring, 325/325-4L Intermediate Servo Piston (Inner) 2.28" (Teflon) 1979-85.....	1	
54194AF.....	Ring, 325/325-4L Intermediate Servo Piston (Inner) 1.96" (Metal) 1979-85.....	1	8630568
54194AFT.....	Ring, 325/325-4L Intermediate Servo Piston (Inner) 1.96" (Teflon) 1979-85.....	1	
54194AH.....	Ring, 325/325-4L Intermediate Servo Piston (Inner) 2.41" (Metal) 1979-85.....	1	8632151
54194AHT.....	Ring, 325/325-4L Intermediate Servo Piston (Inner) 2.41" (Teflon) 1979-85.....	1	
54198A.....	Ring, 325/325-4L Intermediate Servo Piston (Outer)(Large, Metal) 1979-85.....	1	8628123
54198AT.....	Ring, 325/325-4L Intermediate Servo Piston (Outer)(Large, Teflon) 1979-85.....	1	
54199A.....	Ring, 325/325-4L Intermediate Servo Piston (Outer) 2.67" (Small, Metal) 1979-85.....	1	8628124
54199AT.....	Ring, 325/325-4L Intermediate Servo Piston (Outer) 2.67" (Small, Teflon) 1979-85.....	1	
54199AB.....	Ring, 325/325-4L Intermediate Servo Piston (Outer) 2.89" (Small, Metal) 1979-85.....	1	8628125
54199ABT.....	Ring, 325/325-4L Intermediate Servo Piston (Outer) 2.89" (Small, Teflon) 1979-85.....	1	

PART #	WASHERS & BEARINGS	QTY.	REFERENCE #
54200D.....	Washer Kit, 325/325-4L 1979-85.....	1	
54201A.....	Bearing Kit, 325/325-4L 1979-85.....	1	
54212D.....	Washer, 325-4L Overdrive Clutch Housing .065" (# 1) 1982-85.....	1	8635225
54212DA.....	Washer, 325-4L Overdrive Clutch Housing .073" (# 2) 1982-85.....	1	8635226
54212DB.....	Washer, 325-4L Overdrive Clutch Housing .079" (# 3) 1982-85.....	1	8635227
54212DC.....	Washer, 325-4L Overdrive Clutch Housing .086" (# 4) 1982-85.....	1	8635228
54212DD.....	Washer, 325-4L Overdrive Clutch Housing .093" (# 5) 1982-85.....	1	8635229
54212DE.....	Washer, 325-4L Overdrive Clutch Housing .100" (# 6) 1982-85.....	1	8635230
54212DF.....	Washer, 325-4L Overdrive Clutch Housing .107" (# 7) 1982-85.....	1	8635231
54212DG.....	Washer, 325-4L Overdrive Clutch Housing .114" (# 8) 1982-85.....	1	8635232
54212DH.....	Washer, 325-4L Overdrive Clutch Housing .121" (# 9) 1982-85.....	1	8635233
54212DJ.....	Washer, 325-4L Overdrive Clutch Housing .128" (# 10) 1982-85.....	1	8635234
54212DK.....	Washer, 325-4L Overdrive Clutch Housing .135" (# 11) 1982-85.....	1	8635235
54212DL.....	Washer, 325-4L Overdrive Clutch Housing .142" (# 12) 1982-85.....	1	8635236
54213D.....	Washer, 325-4L Overrun Clutch Housing 1982-85.....	1	8635058
54217B.....	Washer, 325-4L Overdrive Planet 1982-85.....	2	8634035
54226C.....	Washer, 325/325-4L Direct Drum to Case Cover 1979-85.....	1	8632020
54229C.....	Washer, 325/325-4L Direct Drum to Forward Drum 1979-85.....	1	8632504
54232-1.....	Shim, 325/325-4L (.007") (Use With 54232 To Adjust Front Planet Inplay).....	AR	
54232.....	Washer, 325/325-4L Forward Drum to Hub .100" 1979-85.....	1	
54232A.....	Washer, 325/325-4L Forward Drum to Hub .117" (# 1) 1979-85.....	1	8630891
54232AA.....	Washer, 325/325-4L Forward Drum to Hub .124" (# 2) 1979-85.....	1	8630892
54232B.....	Washer, 325/325-4L Forward Drum to Hub .131" (# 3) 1979-85.....	1	8630893
54232C.....	Washer, 325/325-4L Forward Drum to Hub .138" (# 4) 1979-85.....	1	8630894
54232D.....	Washer, 325/325-4L Forward Drum to Hub .145" (# 5) 1979-85.....	1	8630895
54232E.....	Washer, 325/325-4L Forward Drum to Hub .152" (# 6) 1979-85.....	1	8630896
54232F.....	Washer, 325/325-4L Forward Drum to Hub .159" (# 7) 1979-85.....	1	8630897
54232G.....	Washer, 325/325-4L Forward Drum to Hub .166" (# 8) 1979-85.....	1	8630898
54232H.....	Washer, 325/325-4L Forward Drum to Hub .173" (# 9) 1979-85.....	1	8630899
54233A.....	Washer, 325/325-4L Forward Hub to Spacer 1979-85.....	1	8628765
54235A.....	Bearing, 325/325-4L Front Planet to Hub 1979-85.....	1	8628202
54238A.....	Bearing, 325/325-4L Front Planet to Sun Gear 1979-85.....	1	8633875
54242AA.....	Bearing, 325/325-4L Rear Planet to Sprag Race 1979-85 (Use 84286B).....	1	8648389
84286B.....	Bearing, 325/325-4L Rear Planet To Sprag Race 1979-85.....	1	
54244A.....	Washer, 325/325-4L Shell to Low/Reverse Clutch Housing .060" (Plastic) 1979-85.....	1	8628766
54244AA.....	Washer, 325/325-4L Shell to Low/Reverse Clutch Housing .080" (Plastic) 1979-85.....	1	
54244AB.....	Washer, 325/325-4L Shell to Low/Reverse Clutch Housing (Metal) 1979-85 (Use 34268).....	1	8628549
34268.....	Washer, 325/325-4L Low/Reverse Clutch Housing.....	1	
54247A.....	Bearing, 325/325-4L Sun Gear to Rear Ring Gear 1979-85.....	1	8628962
54251A.....	Washer, 325/325-4L Rear Planet to Rear Ring Gear 1979-85.....	1	8628188
54265A.....	Bearing, 325/325-4L Governor Cap to Speed-O Gear 1979-85.....	1	8635490
64265A.....	Bearing, 325/325-4L Governor To Cover 1980-Up.....	1	

54268.....	Washer, 325/325-4L Forward Drum to Output Shaft .068" (# 1) 1979-85 .....	1 .....	8639291
54268A.....	Washer, 325/325-4L Forward Drum to Output Shaft .073" (# 2) 1979-85 .....	1 .....	8639292
54268B.....	Washer, 325/325-4L Forward Drum to Output Shaft .078" (# 3) 1979-85 .....	1 .....	8639293
54268C.....	Washer, 325/325-4L Forward Drum to Output Shaft .083" (# 4) 1979-85 .....	1 .....	8639294
54268D.....	Washer, 325/325-4L Forward Drum to Output Shaft .088" (# 5) 1979-85 .....	1 .....	8639295
54268E.....	Washer, 325/325-4L Forward Drum to Output Shaft .093" (# 6) 1979-85 .....	1 .....	8639296
54268F.....	Washer, 325/325-4L Forward Drum to Output Shaft .098" (# 7) 1979-85 .....	1 .....	8639297
54268G.....	Washer, 325/325-4L Forward Drum to Output Shaft .103" (# 8) 1979-85 .....	1 .....	8639298
54268H.....	Washer, 325/325-4L Forward Drum to Output Shaft .108" (# 9) 1979-85 .....	1 .....	8639299
54268J.....	Washer, 325/325-4L Forward Drum to Output Shaft .113" (# 10) 1979-85 .....	1 .....	8639300
54268K.....	Washer, 325/325-4L Forward Drum to Output Shaft .118" (# 11) 1979-85 .....	1 .....	8639301
54268L.....	Washer, 325/325-4L Forward Drum to Output Shaft .123" (# 12) 1979-85 .....	1 .....	8639302
54268M.....	Washer, 325/325-4L Forward Drum to Output Shaft .128" (# 13) 1979-85 .....	1 .....	8639303
54268N.....	Washer, 325/325-4L Forward Drum to Output Shaft .133" (# 14) 1979-85 .....	1 .....	8639304
54268P.....	Washer, 325/325-4L Forward Drum to Output Shaft .138" (# 15) 1979-85 .....	1 .....	8639305
54279D.....	Ball Bearing, 325-4L Drive Sprocket 1982-85 .....	1 .....	
54281D.....	Ball Bearing, 325-4L Driven Sprocket 1982-85 .....	1 .....	
BS1015.....	Qwik Shim, 325/325-4L Front Planet Replacement Shims (Bottom) .015" 1979-85 .....	AR .....	
BS1030.....	Qwik Shim, 325/325-4L Front Planet Replacement Shims (Bottom) .030" 1979-85 .....	AR .....	
TS1015.....	Qwik Shim, 325/325-4L Front Planet Replacement Shims (Top) .015" 1979-85 .....	AR .....	
TS1030.....	Qwik Shim, 325/325-4L Front Planet Replacement Shims (Top) .030" 1979-85 .....	AR .....	
BS5015.....	Qwik Shim, 325/325-4L Rear Planet Replacement Shims (Bottom) .015" 1979-85 .....	AR .....	
BS5030.....	Qwik Shim, 325/325-4L Rear Planet Replacement Shims (Bottom) .030" 1979-85 .....	AR .....	
TS5015.....	Qwik Shim, 325/325-4L Rear Planet Replacement Shims (Top) .015" 1979-85 .....	AR .....	
TS5030.....	Qwik Shim, 325/325-4L Rear Planet Replacement Shims (Top) .030" 1979-85 .....	AR .....	

PART #	GASKETS & RUBBER COMPONENTS	QTY.	REFERENCE #
54300C.....	Gasket, 325/325-4L Pan (Bottom) 1979-85 .....	1 .....	8635014
54301C.....	Gasket, 325 Sprocket Cover 1979-81 .....	1 .....	8632032
54301D.....	Gasket, 325-4L Sprocket Cover 1982-85 .....	1 .....	8635154
54305C.....	Gasket, 325/325-4L Final Drive to Case 1979-85 .....	1 .....	1627494
54308D.....	Gasket, 325-4L Accumulator 1982-85 .....	1 .....	8635093
34311G.....	O-Ring, 325/325-4L Pump 1979-85 .....	1 .....	8625007
54320C.....	Gasket, 325 Upper Valve Body Plate to Case 1979-81 .....	1 .....	8632831
54320D.....	Gasket, 325-4L Upper Valve Body Plate to Case 1982-85 .....	1 .....	8659032
54321C.....	Gasket, 325 Lower Valve body 1979-81 .....	1 .....	8632832
54321D.....	Gasket, 325-4L Lower Valve body 1982-85 .....	1 .....	8639857
54323C.....	Gasket, 325 Driven Sprocket Support to Case Cover 1979-81 .....	1 .....	8632013
54323D.....	Gasket, 325-4L Driven Sprocket Support to Case Cover 1982-85 .....	1 .....	
54324C.....	Gasket, 325 Case Cover 1979-81 .....	1 .....	8632019
54324D.....	Gasket, 325-4L Case Cover 1982-85 .....	1 .....	8635025
54325C.....	Gasket, 325 Drive Sprocket Support to Case Cover 1979-81 .....	1 .....	
54325D.....	Gasket, 325-4L Drive Sprocket Support to Case Cover 1982-85 .....	1 .....	8635039
54330B.....	Lip Seal, 325-4L 4th Clutch (Inner) 1982-85 .....	1 .....	8635562
54331B.....	Lip Seal, 325-4L 4th Clutch (Outer) 1982-85 .....	1 .....	8634024
54334A.....	Lip Seal, 325/325-4L Forward Clutch Piston (Inner, Small) 1979-85 .....	1 .....	8630102
54336A.....	Lip Seal, 325/325-4L Direct Clutch Piston (Inner) 1979-85 .....	1 .....	8628079
54336AC.....	Lip Seal, 325/325-4L Direct Clutch Piston (Center) 1979-85 .....	1 .....	8630295
54337A.....	Lip Seal, 325/325-4L Forward & Direct Clutch Piston (Outer) 1979-85 .....	2 .....	8628078
54338A.....	Lip Seal, 325/325-4L Low/Reverse Clutch Piston (Inner) 1979-85 .....	1 .....	8628246
54338AK.....	Lip Seal Set, 325/325-4L Low/Reverse Clutch Piston 1979-85 .....	1 .....	
54339A.....	Lip Seal, 325/325-4L Low/Reverse Clutch Piston (Outer) 1979-85 .....	1 .....	8628364
54340B.....	Lip Seal, 325-4L Overrun Clutch Piston (Inner) 1982-85 .....	1 .....	8634054
54341B.....	Lip Seal, 325-4L Overrun Clutch Piston (Outer) 1982-85 .....	1 .....	8634053
84345.....	O-Ring, 325/325-4L Governor Cover 1979-85 .....	1 .....	8660545
54347.....	O-Ring, 325-4L Case Connector 1979-85 (Use 103368) .....	1 .....	
54352A.....	Lathe Cut Seal, 325-4L 1-2 & 3-4 Accumulator 1982-85 .....	2 .....	8635568
54362A.....	O-Ring, 325/325-4L Servo Cover 1979-85 .....	1 .....	8628136
54362DK.....	Seal Kit, 325-4L Servo 1982-85 .....	1 .....	
103368.....	O-Ring, 325/325-4L Filter, Speed-O Hsg, Case Connector 1979-85 .....	3 .....	1240382
54369.....	O-Ring, 325/325-4L Speed-O Housing 1979-85 (Use 103368) .....	1 .....	
44371A.....	O-Ring, 325 Filler Tube 1979-81 .....	1 .....	6264902
44371B.....	Boot, 325-4L Filler Tube 1982-85 .....	1 .....	1259475
54373A.....	O-Ring, 325 Detent 1979-81 .....	1 .....	358424
54373B.....	Boot, 325-4L Detent 1982-85 .....	1 .....	25518260
54379.....	O-Ring, 325/325-4L Filter 1979-85 (Use 103368) .....	1 .....	
44380.....	O-Ring, 325-4L Input Shaft 1982-85 .....	1 .....	8630049
54386A.....	Cup Plug Seal, 325/325-4L Low/Reverse Clutch Housing 1979-85 .....	1 .....	8631577



PART #	TECHNICAL MANUALS	QTY.	REFERENCE #
54400D	Manual, 325-4L Technical 1982-85	1	83-325LTM

PART #	ELECTRICAL COMPONENTS	QTY.	REFERENCE #
54411B	Switch, 325-4L 4th Clutch Pressure 1982-85	1	8683502
54416D	Switch, 325-4L Governor Pressure 1982-85	1	8635869
84425	Solenoid, 325-4L TCC (Universal) 1982-84	1	52-0210
54425D	Solenoid, 325-4L TCC (W/Closed Loop) 1982-85	1	8635922
54425DA	Solenoid, 325-4L TCC 1982-84	1	8635966
54425DB	Solenoid, 325-4L TCC (PT, EG2, W/Gr 5.7L) 1982-85	1	8635921
54425DBK	Solenoid Kit, 325-4L TCC (1 Wire Type W/Connectors) 1982-85	1	
74444	Connector, 325-4L Case (2 Prong) 1982-85	1	12300205
74444A	Connector, 325-4L Case (3 Prong) 1982-85	1	8634383

PART #	MISC. COMPONENTS	QTY.	REFERENCE #
54487C	Grommet, 325/325-4L Shift Lever (Green) 1979-85	1	
54487DAK	Grommet Kit, 325/325-4L Shift Lever (Black, Round) 1979-85 (Contains: 1 Grommet & 1 Plastic Sleeve)	1	
44497-1	Detent Cable End, 325-4L Teardrop Style Connector (This Is The OE Style (No Slot) Cable Must Be Recrimped)	1	
54497C	Detent Cable, 325/325-4L (Overall Length 45") 1979-85	1	
54497D	Detent Cable, 325/325-4L (Overall Length 58") 1979-85	1	

PART #	HARD PARTS	QTY.	REFERENCE #
54510C	Pump Body, 325 1979-81	1	8625330
54510D	Pump Body, 325-4L 1982-85	1	8635022
54529C	Converter Reactor, 325 1979-81	1	8632011
54529D	Converter Reactor, 325-4L 1982-85	1	8635040
44530AC	Pump Gear Set, 325 (.727") 1979-81	1	
54530AA	Pump Gear Set, 325-4L (.776") 1982-85	1	
54530AB	Pump Gear Set, 325-4L (.777") 1982-85	1	
54530AC	Pump Gear Set, 325-4L (.778") 1982-85	1	
54544C	Plate, 325 Pump 1979-81	1	8655935
54545D	Housing, 325-4L 4th Clutch (Aluminum) 1982-85	1	8635911
54547A	Apply Ring, 325/325-4L Forward Clutch 1979-85	1	8628458
54548A	Apply Ring, 325/325-4L Direct Clutch 1979-85	1	8628459
54549A	Apply Ring, 325/325-4L Low/Reverse Clutch 1979-85	1	
54551D	Drum, 325-4L Overrun Clutch 1982-85	1	8635941
54554C	Drum, 325/325-4L Forward Clutch 1979-85	1	8632918
54555C	Drum, 325/325-4L Direct Clutch (6 Clutch) 1979-85	1	8630922
54560D	Piston Kit, 325-4L 4th Clutch 1982-85	1	
54561D	Piston Kit, 325-4L Overrun Clutch 1982-85	1	
54564AC	Piston Kit, 325/325-4L Forward Clutch 1979-85	1	
54565A	Piston Kit, 325/325-4L Direct Clutch 1979-85	1	
54567A	Piston Kit, 325/325-4L Low/Reverse Clutch 1979-85	1	
54580D	Planet, 325-4L Overdrive 1982-85	1	8635036
54582C	Planet, 325/325-4L Forward 1979-85	1	8632038
54584C	Planet, 325/325-4L Rear 1979-85	1	8632044
54592C	Ring Gear, 325/325-4L Forward Planet 1979-85	1	8632036
54594C	Ring Gear, 325/325-4L Rear Planet 1979-85	1	8632048
54610D	Sun Gear, 325-4L Overdrive Planet 1982-85	1	8635033
54612C	Sun Gear, 325/325-4L Forward Planet 1979-85	1	8632040
54614C	Sun Gear, 325/325-4L Rear Planet 1979-85	1	8632041
54622A	Shell, 325/325-4L Input Drum 1979-85	1	8628203
54622AH	Shell, 325/325-4L Input Drum (Hardened) 1979-85	1	
54632A	Housing, 325/325-4L Low/Reverse Clutch (Steel) 1979-85	1	8628212

PART #	SPRAGS & ONE WAY CLUTCHES	QTY.	REFERENCE #
54650D	Sprag, 325-4L Overdrive 1982-85	1	8635037
54654AA	Sprag, 325/325-4L Low Clutch (Wide) 1979-85	1	8628183
54660D	Inner Race, 325-4L Overdrive Sprag 1982-85	1	8635076
54664A	Inner Race, 325/325-4L Low Clutch Sprag 1979-85	1	8628184

PART #	HARD PARTS (Continued)	QTY.	REFERENCE #
54673D	Shaft, 325-4L Turbine 1982-85	1	8635020
54678C	Shaft, 325/325-4L Output 1979-85	1	8632540
54680C	Governor, 325 Gas 1979-81	1	8632616
54680CC	Governor, 325 Diesel 1979-80	1	8632530
54680CD	Governor, 325 Diesel 1981	1	8625534
54680D	Governor, 325-4L Diesel 1982-85	1	8635481
54680DG	Governor, 325-4L Gas 1982-85	1	8635480
54700C	Chain, 325 1979-81	1	8632027
54700D	Chain, 325-4L 1982-85	1	8635171
54705C	Sprocket, 325 Drive W/Shaft 1979-81	1	8632901
54705D	Sprocket, 325-4L Drive W/Overdrive Ring Gear 1982-85	1	8635087
54706C	Sprocket, 325 Driven 1979-81	1	8632026
54706D	Sprocket, 325-4L Driven 1982-85	1	8635089
54713C	Support, 325/325-4L Driven Sprocket 1979-85	1	8632015
54740C	Valve Body, 325 (Cast # ) 1979-81	1	
54740D	Valve Body, 325-4L (Cast # ) 19782-85	1	

PART #	VALVE BODY COMPONENTS	QTY.	REFERENCE #
54741DT-1P	Bushing & Plunger, 325-4L Throttle Valve 1982-85	1	8639937
54741DTK	Valve Assembly, 325-4L Throttle (W/Bushing, Clip, & Spring) 1982-85	1	8635944

PART #	HARD PARTS (Continued)	QTY.	REFERENCE #
64744	Housing, 325/325-4L Driven Speed-O Gear (1" Aluminum Bullitt)	1	
54755C	Channel Plate, 325 (Aluminum Case Cover) 1979-81	1	8632987
54755D	Channel Plate, 325-4L (Aluminum Case Cover) 1982-85	1	8635984
54760C	Case, 325 1979-81	1	
54760D	Case, 325-4L 1982-85	1	8635942

PART #	CASE COMPONENTS	QTY.	REFERENCE #
54761CP-1	Spring, 325 Pressure Regulator (Purple) 1979-81	1	8632551
54761CP-1A	Spring, 325 Pressure Regulator (Green) 1979-81	1	8633579
54761CP-2	Sleeve, 325 Pressure Regulator 1979-81	1	8632821
54761D-1	Plunger, 325-4L W/Plastic Insert (in Channel Plate) 1982-85	1	8635971
54761DC-1	Valve, 325-4L Converter Clutch Valve (Inside Case) 1982-85	1	8635031
54761DC-2	Bushing, 325-4L Converter Clutch Valve (Aluminum) 1982-85	1	8635074
54761DC-3	Spring, 325-4L Converter Clutch 1982-85	1	8635072
54761DP-1	Valve, 325-4L Pressure Regulator 1982-85	1	8639718
54761DP-2	Bushing, 325-4L Pressure Regulator Valve 1982-85	1	8635063
54761DP-3	Spring, 325-4L Pressure Regulator (Blue) 1982-85	1	8635210
54761DP-3A	Spring, 325-4L Pressure Regulator (Orange) 1982-85	1	8635142
54761DR-1	Valve, 325-4L Reverse Boost 1982-85	1	8635530
54761DR-2	Bushing, 325-4L Reverse Boost Valve 1982-85	1	8635535
54761DR-6	Spacer, 325-4L Regulator Valve Bushing 1982-85	1	8635067
54761DT-1	Valve, 325-4L Modulator Throttle Valve Boost 1982-85	1	8635141
54761DT-2	Bushing, 325-4L Modulator Throttle Valve Boost 1982-85	1	8635143

PART #	HARD PARTS (Continued)	QTY.	REFERENCE #
54765C	Pan, 325 Bottom 1979-81	1	8635959
54765D	Pan, 325-4L Bottom 1982-85	1	8639859
54766C	Pan, 325 Side 1979-81	1	
54766D	Pan, 325-4L Side 1982-85	1	8635964
54779B	Bolt, 325-325-4L Bottom Pan to Case 1979-85	15	
34797B	Nut, 325/325-4L Holds External Shift Lever On (Metric) 1979-85	1	
54797C	Bolt, 325/325-4L Parking Cam to Lever 1979-85	2	25527674
54846D	Retainer, 325-4L Overrun Clutch Pipe 1982-85	1	8635494
54846DA	Retainer, 325-4L Converter Clutch Pipe 1982-85	1	8635239
54846DB	Retainer, 325-4L D-2 Signal Pipe 1982-85	1	8635496
54846DC	Retainer, 325-4L 4-3 Pipe 1982-85	1	8635246
54861B	Snap Ring, 325-4L Holds 4th Clutches in Housing 1982-85	1	9634158
54862B	Snap Ring, 325-4L Holds 4th Clutch Retainer in 1982-85	1	8634023
54864B	Snap Ring, 325-4L Holds Overrun Clutch in Drum 1982-85	1	8634056
54865B	Snap Ring, 325-4L Holds Overdrive Sprag Inner Race in 1982-85	1	8634274
54867B	Snap Ring, 325-4L Holds Overdrive Planet Pins in Planet 1982-85	1	8634143

PART #	HARD PARTS (Continued)	QTY.	REFERENCE #
54876A	Snap Ring, 325/325-4L Holds Pressure Plate in Forward Drum 1979-85 (Also Fits Direct)	1-2	8628089
54877A	Snap Ring, 325/325-4L Holds Spring & Retainer in Forward Drum 1979-85	1	8628153
54878A	Snap Ring, 325/325-4L Holds Pressure Plate in Direct Drum 1979-85 (Use 54876A)	1	8628089
54879A	Snap Ring, 325/325-4L Holds Retainer in Direct Drum 1979-85	1	8628059
54880B	Snap Ring, 325-4L Holds Overdrive Planet to Turbine Shaft 1982-85	1	8634039
54883A	Snap Ring, 325/325-4L Holds Low/Reverse Clutch Housing to Case 1979-85	1	8628210
54884A	Snap Ring, 325/325-4L Holds Shell to Sun Gear 1979-85	1	8623105
44887	Snap Ring, 325/325-4L Speed-O Housing to Seal 1979-85	1	
54891D	Snap Ring, 325/325-4L Holds Bearing to Drive Sprocket 1979-85	1	8625484
54892A	Snap Ring, 325/325-4L Holds Low/Reverse Pressure Plate to Case 1979-85	1	8628184
54894A	Snap Ring, 325/325-4L Holds Front Planet to Output Shaft 1979-85	1	8628170
54895D	Snap Ring, 325/325-4L Holds Bearing to Driven Sprocket 1979-85	1	8625020
54898D	Snap Ring, 325/325-4L Holds Bearing to Drive Sprocket Support 1979-85	1	8635044
54899C	Snap Ring, 325/325-4L Holds Bearing to Driven Sprocket Support 1979-85	1	11500695
54905C	Servo Cover, 325/325-4L Intermediate 1979-85	1	8657213
54907A	Piston, 325/325-4L Intermediate Servo W/Seal 1.93"OD (Inner) 1979-85	1	8632980
S54907AF	Nylon Bushing, 325/325-4L Intermediate (Sonnax)(15 Per Kit) 1979-85	1	6578-01
54907DC	Piston, 325-4L Intermediate Servo (3rd Design W/Rubber Seal)(Inner) 1982-85	1	8638942
T54908	Pin, 325/325-4L Intermediate Servo (Extend)(Teckpak) 1979-85	1	65786E
54908AA	Pin, 325/325-4L Intermediate Servo (1 Groove) 1979-85	1	8630125
54908AB	Pin, 325/325-4L Intermediate Servo (2 Groove) 1979-85	1	8630126
54908AC	Pin, 325/325-4L Intermediate Servo (3 Groove) 1979-85	1	8630127
54908C	Pin, 325/325-4L Intermediate Servo (No Groove) 1979-85	1	8630128
54912B	Piston, 325/325-4L Intermediate Servo (Outer) 2.675"ID Cover 1979-85	1	8639264
54925D	Accumulator Assembly, 325-4L 1-2 & 3-4 Accumulator 1982-85	1	
54926C	Spring, 325 1-2 Accumulator (Red) 1979-81	1	8630885
54926D	Spring, 325-4L 1-2 Accumulator (Green) 1982-85	1	8635148
54926DA	Spring, 325-4L 1-2 Accumulator (Purple) 1982-85	1	8635150
54927D	Piston, 325-4L 1-2 Accumulator 1982-85	1	
54928D	Pin, 325-4L 1-2 Accumulator 1982-85	1	8635708
54929D	Housing, 325-4L 1-2 Accumulator 1982-85	1	8635935
54936D	Spring, 325-4L 3-4 Accumulator (Blue) 1982-85	1	8635277
54936DA	Spring, 325-4L 3-4 Accumulator (White) 1982-85	1	8635702
54936DB	Spring, 325-4L 3-4 Accumulator (Yellow) 1982-85	1	8635701
54936DC	Spring, 325-4L 3-4 Accumulator (Orange) 1982-85	1	8635147
54936DD	Spring, 325-4L 3-4 Accumulator (Light Green/Violet) 1982-85	1	8639858
54936DE	Spring, 325-4L 3-4 Accumulator (Green) 1982-85	1	8639074
54937D	Piston, 325-4L 3-4 Accumulator 1982-85	1	
54938D	Pin, 325-4L 3-4 Accumulator 2.30" Long 1982-85	1	8635708
54938DA	Pin, 325-4L 3-4 Accumulator 2.10" Long 1982-85	1	8635167
S74938X	Accumulator Pin Kit, 325-4L 1982-85 (Sonnax)	1	77999
S74938XK	Accumulator Pin & Reamer Kit, 325-4L 1982-85 (Sonnax)	1	77999-02K
54960B	Piston, 325-4L 4th Clutch 1981-Up	1	
54961B	Piston, 325-4L Overrun Clutch 1982-85	1	8635028
54964BB	Piston, 325/325-4L Forward Clutch 1979-85	1	8628971
54965A	Piston, 325/325-4L Direct Clutch 1979-85	1	
54967A	Piston, 325/325-4L Low/Reverse Clutch 1979-85	1	8678938
54970B	Spring W/Retainer, 325-4L 4th Clutch Return	1	
54971B	Wave Spring, 325-4L Overrun Clutch Return 1982-85	1	8634022
54974A	Spring W/Retainer, 325/325-4L Forward Clutch Return 1979-85	1	8628492
54975A	Spring W/Retainer, 325/325-4L Direct Clutch Return 1979-85	1	
54977A	Return Spring, 325/325-4L Low/Reverse Clutch 1979-85	1	8628222
54981B	Retainer, 325-4L Overrun Spring 1982-85	1	
54985A	Spring Guide, 325/325-4L Direct Clutch Return 1979-85	1	8630195
54987A	Retainer, 325/325-4L Low/Reverse Clutch Return Spring 1979-85	1	8628223
54991C	Linkage Assembly, 325 Internal 1979-81	1	
54991C-2	Spring, 325 Manual Detent W/Roller 1979-81	1	8632081
54991C-7	Cam, 325 Parking Lock 1979-81	1	8632078
54991C-8	Nut, 325/325-4L Manual Link (Push-On) 1979-85	1	11501937
54991D	Linkage Assembly, 325-4L Internal 1982-85	1	
54991D-2	Spring, 325-4L Manual Detent W/Roller 1982-85	1	8635048
54991D-5	Strut, 325-4L Parking Lock 1982-85	1	8635047
54992C	Shift Lever, 325 External 1979-81	1	6432920
54992D	Shift Lever, 325-4L External W/Hole For Grommet 1982-85	1	8635143
54992DA	Shift Lever, 325-4L External W/Stud at Top 1982-85	1	8635918
54991C-7	Manual Link, 325 For Manual Valve 1979-81	1	
54991D-7	Manual Link, 325-4L For Manual Valve 1982-85	1	8635237
54995C	Park Pawl Assembly, 325/325-4L 1979-85	1	



54997C.....	T.V. Bracket Assenbly, 325/325-4L 1979-85.....	1.....	
54997C-7.....	Wire Link, 325 Detent Cable 1979-81.....	1.....	8632541
54999D.....	Tube Set, 325-4L 1982-85.....	1.....	



Technical Bulletin #972

**Transmission:** 325-4L  
**Subject:** Pin Location in Case  
**Application:** GM  
**Issue Date:** November, 2005

**325-4L**  
**Pin Location in Case**

The pin is used for preventing the PR Bushing from rotating off location is located in this illustration. If the pin is lost the **replacement pin from GM Part# 9437415 is no longer available.** The pin measurements are 5.6 x 2.85 mm long.

**Note:** Make sure the bushing bore is clean and no burrs are present. When installed, the flat portion of the bushing will be indexed to the pin. Make sure the pin sets 0.3mm below the case surface and that it does not fall out before assembly.

